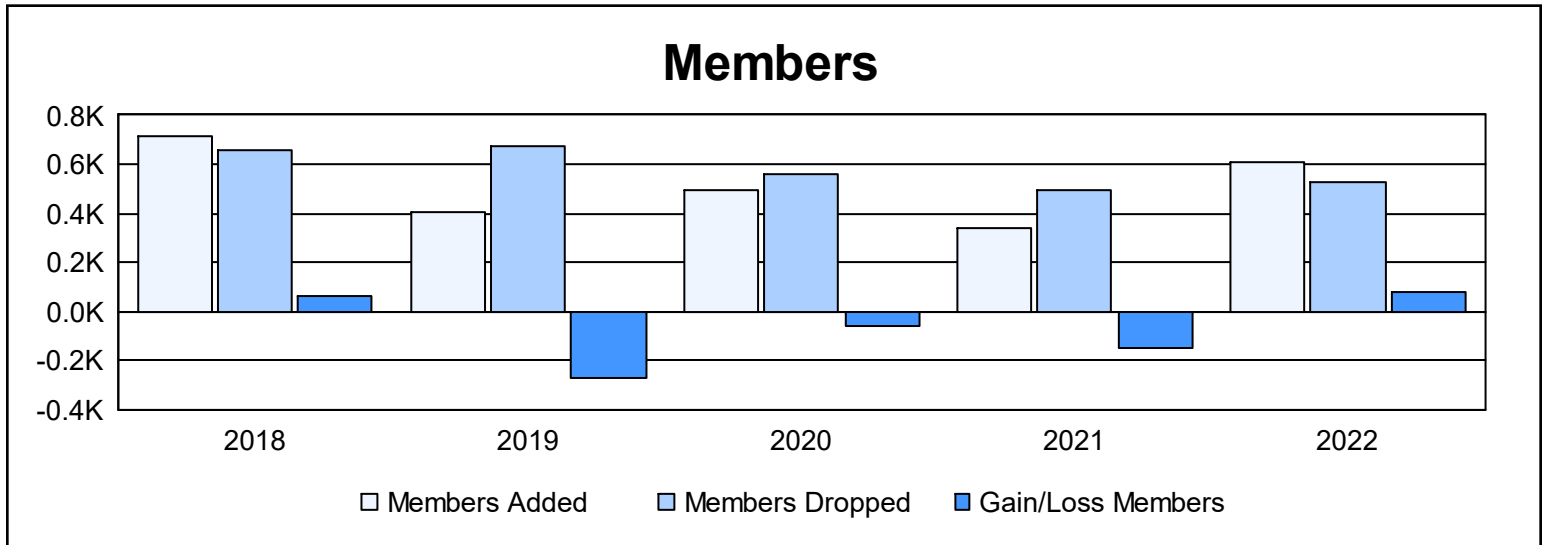
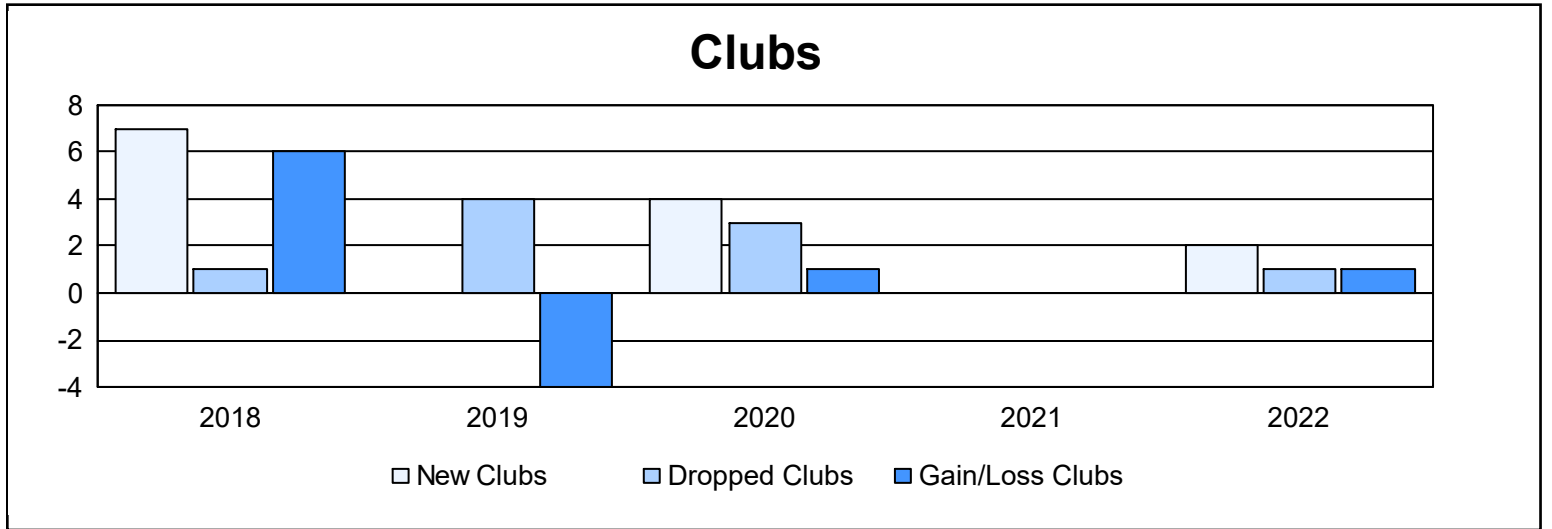
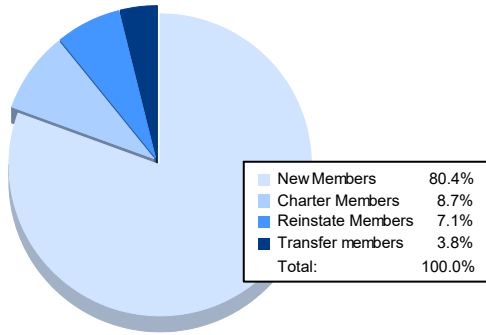


Year	New Clubs	Dropped Clubs	Gain/ Loss Clubs	New Members	Charter Members	Reinstate Members	Transfer Members	Total Member Added	Total Members Dropped	Gain/ Loss Members
2017-2018	7	1	6	503	165	29	19	716	657	59
2018-2019	0	4	-4	364	16	15	12	407	676	-269
2019-2020	4	3	1	346	115	18	17	496	558	-62
2020-2021	0	0	0	284	13	25	16	338	491	-153
2021-2022	2	1	1	489	53	43	23	608	530	78
<b>Average</b>	<b>3</b>	<b>2</b>	<b>1</b>	<b>397</b>	<b>72</b>	<b>26</b>	<b>17</b>	<b>513</b>	<b>582</b>	<b>-69</b>



### Membership Composition June 2022 Cumulative



### Gender Composition June 2022 Cumulative

